


What We Accept In Our Plastic And Aluminium Bin



Plastic Food and Beverage Containers

We **ACCEPT** all plastic containers # 1, 2, 3, 4, 5, 6, 7. This includes plastic egg cartons, plastic muffin containers, tubs and lids, and all small mouth plastic containers. All containers must not be more than five litres in size.

We **DO NOT ACCEPT** Styrofoam, plastic bags and film, bubble wrap, plastic planting trays, plastic toys, lawn furniture, motor oil containers and gas cans, plastic cutlery, coat hangers, binders, and lawn edging.



Aluminium

Your aluminum can either be placed with your plastics in the big bin or put with the scrap metal. We **ACCEPT** pop and food cans, empty aerosol cans and empty dry paint cans. Paint can lids must be removed first.

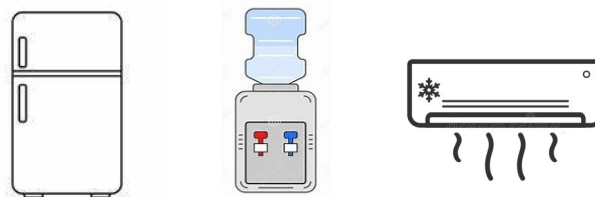
We **DO NOT ACCEPT** paper-backed foil (e.g. lids from take-out food) and foil laminates (e.g. potato chip bags).

Refrigerants

We **ACCEPT** items containing refrigerants:

Fridge, chest freezer, AC units, mini fridge, water coolers, etc.

There is a \$40.00 charge per item. The charge covers the cost to have the item properly drained and tagged. If the item has had its refrigerant leaked, it is still a \$40.00 charge as it still needs to be tagged.



Tires

We **ACCEPT** all sizes of tires on and off rims (tractor, car, bicycle, etc.) **FREE OF CHARGE.**

Please put them in the designated area.
Ask an attendant for directions.



Household Hazardous Waste

All hazardous waste can be brought to the Hazardous Waste Depot free of charge

at 112 Patton St, North Bay, ON.

Open: Wednesday to Saturday - 8:00 a.m. to 6:00 p.m.


If you have questions, you can call the depot at

(705) 474-0400



They Accept:

- Aerosol cans
- Adhesives
- Antifreeze
- Asphalt tar
- Automatic transmission fluid
- Batteries/Battery acid
- Brake fluid
- Bug & tar removers
- Car wax & polish
- Cooking oil
- Degreasers
- Disinfectant
- Drain cleaner
- Dye
- Engine flushes
- Flea collars
- Floor/furniture strippers & polishes
- Fungicide
- Gasoline
- Herbicides
- Household cleansers
- Jewelry cleaner
- Kerosene
- Lighter fluid
- Light bulbs (CFLs) and tubes
- Lubes
- Lye or caustic soda
- Motor oil & waste oils
- Nail polish
- Oil filters
- Oven cleaner
- Paint/stain
- Paint thinners
- Pesticides
- Pool chemicals
- Propane tanks (big & small)
- Roofing tar
- Rust-proofers
- Solvents
- Spot remover
- Syringes
- Turpentine
- Wood Preservative



How to prepare your hazardous Waste

- DO NOT MIX CHEMICALS TOGETHER.
- All material should be left in the original container for easy identification.
- If the waste is not in its original container, it should be sealed and labeled.
- Bring all hazardous waste in a cardboard box of rigid container.
- Collect household batteries in a small bag, plastic container, or coffee can.
- Do not mix bulbs and batteries; batteries may cause bulbs to break, leading to mercury exposure and increase the risk of injury due to the broken glass.
- Place sharps in an approved container. If you do not have access to an approved sharps container, please put sharps in a rigid plastic container, tape the lid shut, and properly label SHARPS on the bottle.